



Move to Zero

Natural Gas Engines for Bus

Cummins Westport natural gas engines offer near-zero emissions, reliability, and performance for transit, shuttle bus, school bus, and coach applications. Available factory-direct from leading vehicle manufacturers, they combine the advantages of clean-burning, low-cost natural gas with the power and torque you need for your fleet.

Why choose natural gas for your bus fleet?

Advanced Engine Technology & Performance

Cummins Westport B6.7N, L9N, and ISX12N introduce the next generation of low-emission natural gas engine technology, offering improvements to performance, durability, and diagnostics. Leveraging the experience gained from over 80,000 engines in service, Cummins Westport 2018 engines deliver performance you can rely on.

Near-Zero Emissions Today

Natural gas is a low-carbon, domestically abundant fuel source. Cummins Westport engines offer 50–90% fewer NOx emissions than the current standard, and meet EPA greenhouse gas emission requirements. They operate on compressed natural gas (CNG), liquefied natural gas (LNG) or renewable natural gas (RNG).




Cost Effective & Sustainable

Natural gas engines offer the most cost-effective emissions reduction option for customers today. Lower fuel costs and long-term natural gas price stability can result in substantial fuel savings for high-mileage fleets. Incentive funding is also available in some regions. See www.cumminswestport.com/incentives for more information.





Available Ratings with Horsepower & Peak Torque

	SCHOOL & SHUTTLE BUS	TRANSIT BUS	COMMUTER COACH	MOTORCOACH
 B6.7N NOx emissions: 0.1 g / bhp-hr. (50% below EPA)	200–240 hp 520–560 lb-ft			
 L9N NOx emissions: 0.02 g / bhp-hr. (90% below EPA)	250–300 hp 660–900 lb-ft	280–320 hp 900–1000 lb-ft		
 ISX12N NOx emissions: 0.02 g / bhp-hr. (90% below EPA)			400 hp 1450 lb-ft	320–400 hp 1150–1450 lb-ft

OEM Availability

SEGMENT	MANUFACTURER	AVAILABLE ENGINES
School	Blue Bird / All American RE	L9N
	Thomas Built / Saf-T-Liner C2	B6.7N
	Thomas Built / Saf-T-Liner HDX	L9N
Shuttle	ARBOC / The Spirit of Equest	B6.7N
	El Dorado / E-Z Rider II	L9N
	Vicinity / 27.5', 30'	B6.7N
Transit	El Dorado / E-Z Rider II	L9N
	Gillig / Low Floor	L9N
	New Flyer / Xcelsior	L9N
	Nova Bus / LFS	L9N
Coach	Motor Coach Industries (MCI)	ISX12N

Learn more:

cumminswestport.com
cwiplaybook.com

